















Creating Your Collage

Since our collage is based on the classic holiday poem *A Visit From St. Nicholas*, try reading the poem aloud before placing the first piece — the house — on December 1st. Your kids can then follow the placement suggestions below or make up the order as they go along. Best of all, they can redecorate as often as they'd like thanks to repositionable glue.

SUNDAY	MONDAY	TUESDAY	WEDNESDAY	THURSDAY	FRIDAY	SATURDAY
				 1 House	 2 Window and Chimney	 3 Moon and Stars
 4 Outdoor Trees	 5 Roof and Ground Snow	 6 Fireplace	 7 Fire Logs	 8 Christmas Tree	 9 Star and Decorations	 10 Christmas Presents
 11 Stockings	 12 Rug and Mouse	 13 Wreath and Bow	 14 The Sleigh	 15 Reindeer	 16 Reindeer	 17 Reindeer
 18 Reindeer	 19 Reindeer	 20 Reindeer	 21 Reindeer	 22 Reindeer	 23 Milk and Cookies	 24 Santa and Toy Bag
25	26	27	28	29	30	31
H A P P Y H O L I D A Y S						