





To assemble the chest plate template, slightly overlap all four pages so that one "A" star sits directly on top of the other, the two "B" stars overlap exactly, and so on (hold them up to a light if you're having trouble seeing through the paper). Tape the four pages together, then cut out the template.









D



C

