

Materials for making the Cootie Catcher:

Regular Printer Paper
Scissors

Step 1:

Print **Truth or Dare Cootie Catcher Template** or **Fortune Teller Cootie Catcher Template** using your ink jet printer. (For best results, load only one sheet at a time.)

Tips & Tricks:

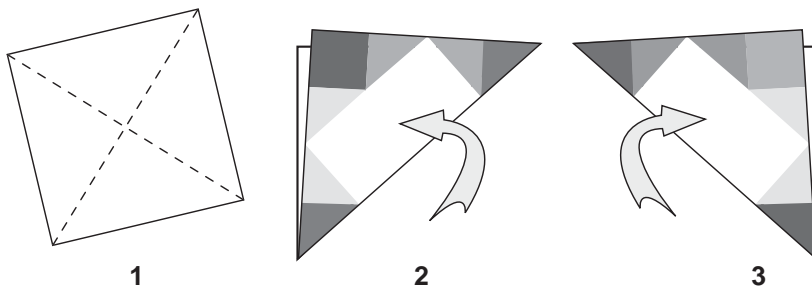
- To select the proper print settings in Adobe Acrobat, click Print; in the print dialogue box select properties; choose the appropriate paper type; and then select the highest print quality.

Step 2: Let paper dry several minutes before handling.

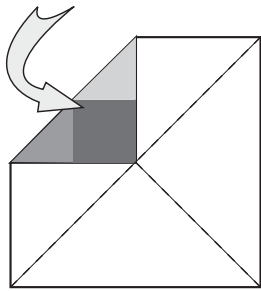
Step 3: Using scissors, cut out along the black lines.

Step 4: Fold the square in half (so that the two points meet) to make a triangle, and crease firmly. (see diagram 1-2)

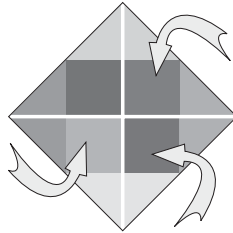
Step 5: Unfold. Then repeat step one so that the other two points meet. (see diagram 3)



Step 6: Unfold. Then fold all four corners into the center. Once this step is complete you'll end up with this. (see diagram 4 and 4a)



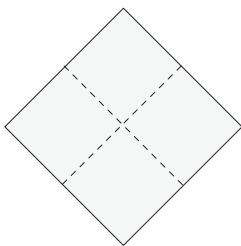
4



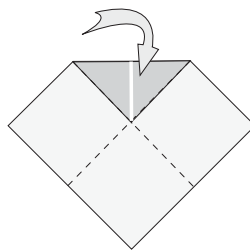
4a

Step 7: Flip the square over. (see diagram 5)

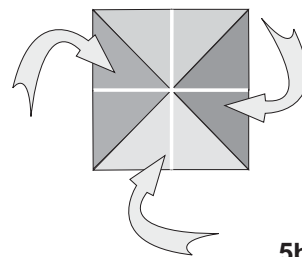
Step 8: Fold all four corners into the center. (see diagram 5a) Once this step is complete you'll end up with this. (see diagram 5b)



5



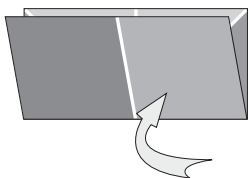
5a



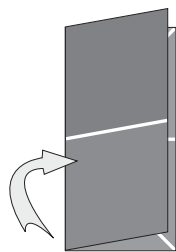
5b

Step 9: Fold in half. Then unfold, and fold in half the other way. (see diagram 6, 6a)

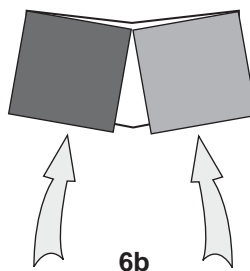
Step 10: Stick your thumbs and first two fingers into the four pockets on the bottom of the Cootie Catcher. You've just made a Cootie Catcher! (see diagram 6b, 6c)



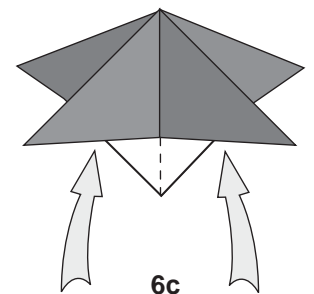
6



6a



6b



6c

How to Play Spooky Truth or Dare

Set-up for Mom:

- Two bowls or pots – one filled with frozen grapes and one filled with cold, cooked spaghetti
- Bag of gummy worms
- Fake plastic spider
- Scarf to use as a blindfold
- Scary background music to set the mood
- Dim the lights

Open and close the Spooky Truth or Dare Cootie Catcher as you spell your friend's name.

When you're finished spelling the name, your friend picks one of the Truths or Dares. Flip the panel, read it, and your friend must either answer the question truthfully or do the dare! For the Dares, blindfold your friend, then tell him/her what to do.

How to Play Fortune Teller or M.(ansion) A.(partment) S.(hack) H.(ouse)

Step 1: memorize the five M.A.S.H. questions:

1. Where will you live?
2. Who will you marry?
3. How many kids will you have?
4. What kind of car will you drive?
5. What will be your job?

Step 2: Then stand in front of a friend and ask him or her one of the five M.A.S.H. questions.

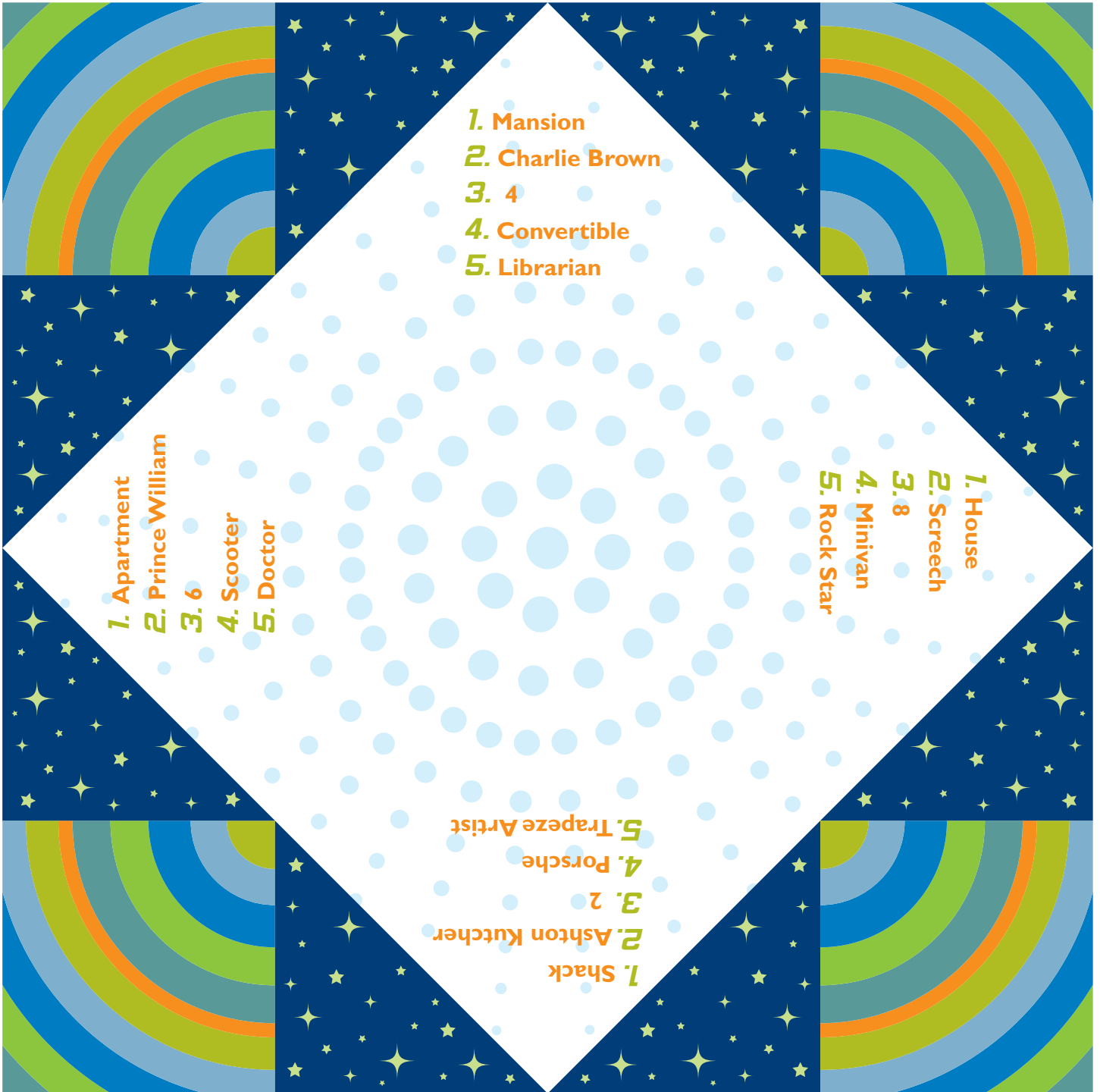
Step 2: Turn the Cootie Catcher around, shifting your fingers, until your friend says "stop."

Step 3: Open and close the Cootie Catcher as you spell their name.

Step 3: Tell your friend to choose one of the four panels.

Step 4: Flip the selected panel and read the answer to their question. Repeat Steps 2-4 until you've answered all five M.A.S.H. questions.

Step 5: Pass the Cootie Catcher to the person you're playing with (or to the next person, if there's a group).



1. Mansion
2. Charlie Brown
3. 4
4. Convertible
5. Librarian

1. Apartment
2. Prince William
3. 6
4. Scooter
5. Doctor

1. House
2. Screech
3. 8
4. Minivan
5. Rock Star

1. Shack
2. Ashton Kutcher
3. 2
4. Porsche
5. Trapeze Artist

